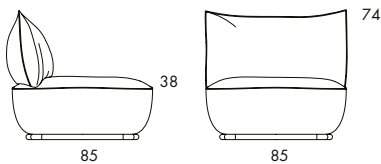
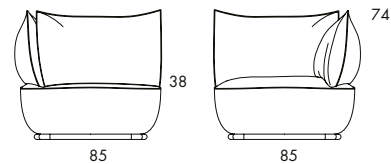


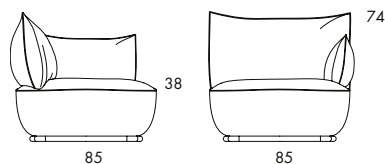
S600 27-33 kg | 1.2 m³/2 pcs



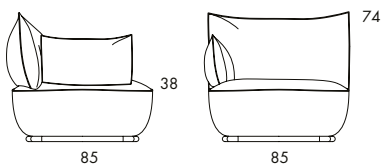
S602 1.2 m³/2 pcs



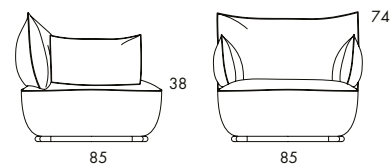
S603 1.2 m³/pc



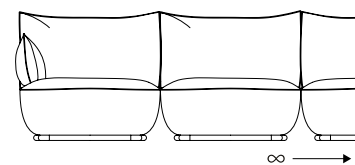
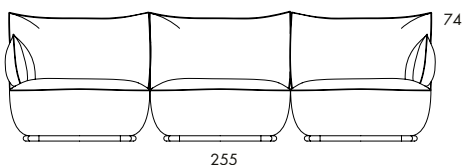
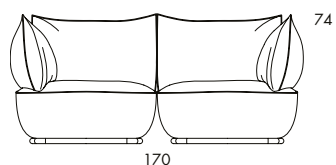
S604 1.2 m³/pc



S605 1.2 m³/pc

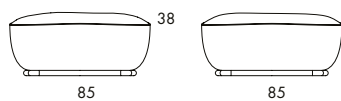


S601 1.2 m³/pc



SECTIONAL SOFA | EASY CHAIR | FOOTSTOOL. Steel frame with no-sag springs. Moulded polyurethane foam with fabric cover. Chrome-plated steel frame (chrome III). Plastic feet. Link fitting included with each add-on section. Dunder can be put together as preferred; a few examples are shown above. It's possible to make corner sofas or back-to-back sofas.

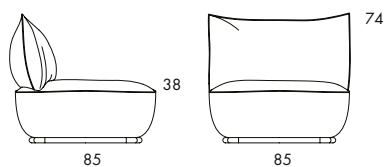




S600 27-33 kg | 1.2 m³/2 pcs

	S600
Seat height	38
Overall height	38
Overall width	85
Overall depth	85
Weight, kg	27
Cbm	1.2/2 pcs

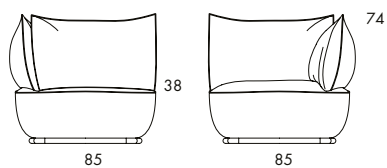




S602 1.2 m³/2 pcs

	S602
Seat height	38
Overall height	74
Overall width	85
Seat depth	60
Overall depth	85
Cbm	1.2

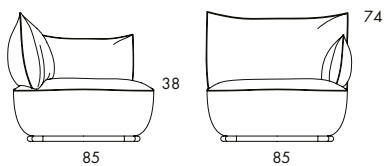




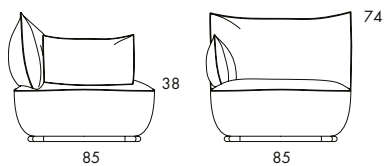
S603 1.2 m³/pc

	S603
Seat height	38
Overall height	74
Overall width	85
Seat depth	60
Overall depth	85
Cbm	1.2





S604 1.2 m³/pc

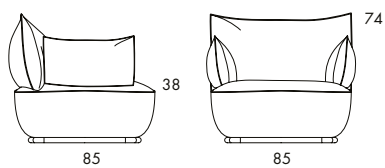


S605 1.2 m³/pc

S604 | S605

Seat height	38
Overall height	74
Overall width	85
Seat depth	60
Overall depth	85
Cbm	1.2





S601 1.2 m³/pc

	S601
Seat height	38
Overall height	74
Overall width	85
Seat depth	60
Overall depth	85
Weight, kg	27-33
Cbm	1.2

