



## Lifting Instructions Oppo Betong

The Oppo Betong armchair is made in concrete, a hard material in a soft form. Using this lifting instruction, you will both easily and safely lift the armchair in place.

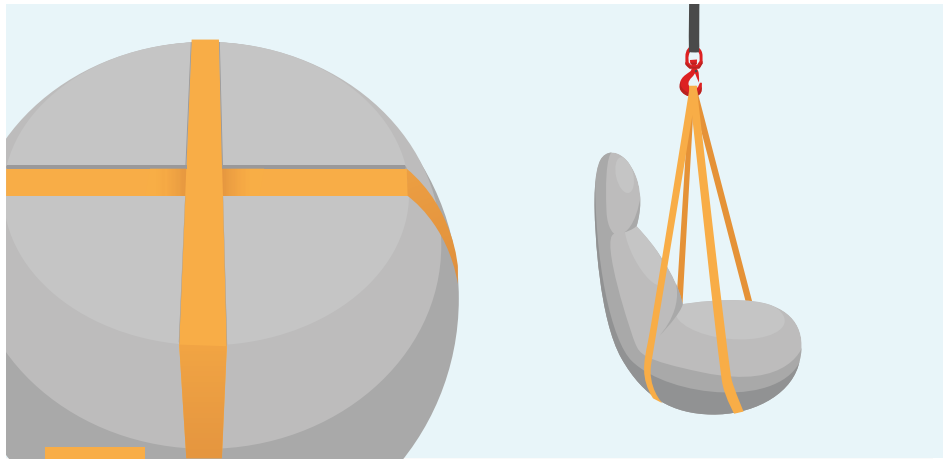
Take the necessary safety precautions when moving.

The product weighs about 450 kg and to avoid the risk of personal injury it is important that a transfer takes place in a safe manner!




### 1. This is what you need

Use the three disposable lifting straps provided to move to Oppo Betong.




### 2. Lay the straps correctly

Place two of the straps crosswise in the grooves below



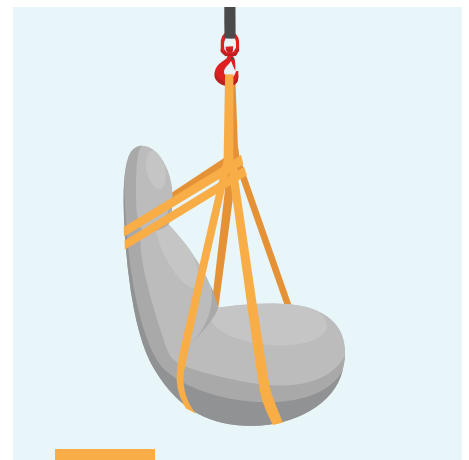
### 3. Secure the backrest

Use the third strap to secure the backrest. Put it around the two vertical straps.



### 4. Wrap one full turn

Wrap the strap one turn to create one locking effect when lifting.



### 5. Thread the strap over the backrest

Thread the two strap loops over the backrest. Lift the furniture and place it with care.

